




Moving IT On

Case Study



New International Encounter

Digital Shakespeare in a Suitcase

About us



New International Encounter makes and tours theatre for young people both in the Eastern region and internationally.

R&D objectives

What is the best mode of delivery/engagement for a digital live-link up between 'actors in role' and 'children in the classroom'?

The process

We set up a digital/live hot-seat between two actors playing Macbeth and Lady Macbeth and 2 classes of Yr 5 children studying the play. NIE will produce a live touring version of the play in the Autumn. The director acted as 'digital facilitator' and worked with the teacher's beforehand to set the context as well as being in the school on the day of the live link up.



What worked well/what was the impact

- The children were excited. There were moments where the digital/live experience brought more magic eg. the actors using evocative icons for when their camera was turned off. They could play at being 'on' and 'off' stage by turning camera on and off.
- The use of a webcam meant the actor and the child were more directly connected, as opposed to the actor searching for the 'questioner' amongst a sea of faces.
- The children also enjoyed the little additions like the knife and the tiny costume change for Banquo (when the actor was multi-rolling).
- The need for extensive preparation and planning meant the Art and the Education worked hard and well to match aims and timetables.
- The teachers were all very pleased with the stimulus the actors brought with one teacher remarking "I've never seen that class sit so still and engaged for so long."
- The children were able to meet actors playing Macbeth and Lady Macbeth in a bespoke hot-seating session whilst they were studying the play. They would not have been able to do this without the digital/live link up.
- The actors were able to engage with the children from the comfort of their own home. This saved money, travel time and reduced the carbon footprint of the project. This would not have happened without the digital/live link up.
- Additional resources created for the tour in the Autumn.

What didn't

We set up a practise zoom with the teacher's the day before which addressed several problems. However, we had not anticipated when setting up a zoom from the wifi limitations of the school of working within the school.

3 tips to share with others

1. Spend time setting up the context of the 'hot-seat', just as you would do if it was an 'in person' event.
2. As always prepare the tech and do a practise run with all elements in place!
3. Use a webcam to focus on a single child who is asking questions. If the audience can see themselves on the screen, they tend to get distracted and start to wave at themselves!

